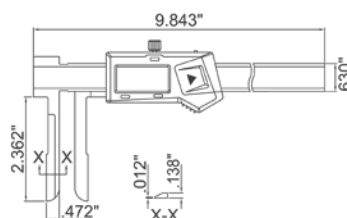


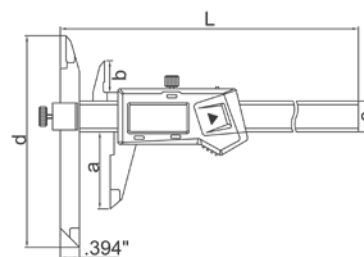

## Electronic Inside Knife-Edge Caliper



- Measures diameter of deep step holes
- Resolution: 0.0005"/0.01mm
- Buttons: on/off, zero, inch/mm
- Auto power off - move unit to turn on
- Battery CR2032
- Data output
- Stainless steel
- Supplied in fitted storage case

Range (mm/Inch)	Accuracy (Inch)	INSIZE No.	Code
15-150/0.6-6	±0.002	1123-150A	280589

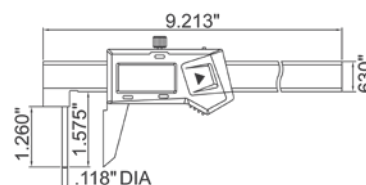
## Electronic Offset Caliper



- Left jaw slides up and down to facilitate measurement of stepped sections
- Resolution: 0.0005"/0.01mm
- Buttons: on/off, zero, inch/mm
- Auto power off - move unit to turn on
- Battery CR2032
- Data output
- Stainless steel
- Supplied in fitted storage case

Range (mm/Inch)	Accuracy (Inch)	L (Inch)	a (Inch)	b (Inch)	c (Inch)	d (Inch)	INSIZE No.	Code
0-150/0-6	±0.0015	9.409	1.575	0.65	0.669	4.331	1186-150A	280625

## Electronic Tube Thickness Caliper



- Measures wall thickness of tubes
- Resolution: 0.0005"/0.01mm
- Buttons: on/off, zero, inch/mm
- Auto power off - move unit to turn on
- Battery CR2032
- Data output
- Stainless steel
- Supplied in fitted storage case

Range (mm/Inch)	Accuracy (Inch)	INSIZE No.	Code
0-150/0-6	±0.002	1161-150A	280502