


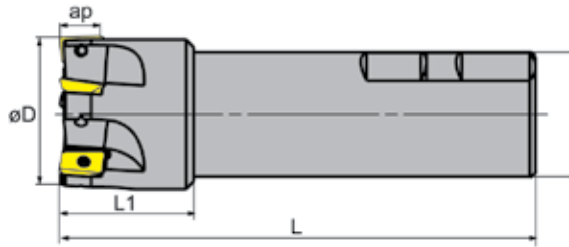
## End Mills



### EMP01 Milling Cutters Lead Angle 90° - Weldon Shank



APKT 160408 Inserts



XP - Regular Length  
 XPL - Long Length  
 XPXL - Extra Long Length

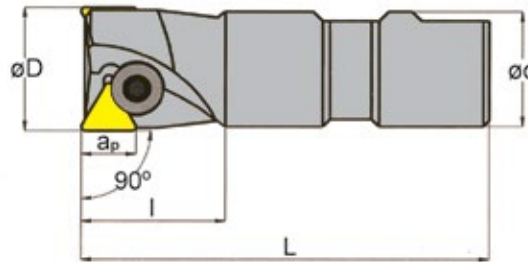
Type EMP01 APKT 160408 Inserts	ØD Inch (mm)	Ød (Inch)	L (Inch)	L1 (Inch)	ap Max. (Inch)	No. of Inserts	Insert Reference	Code	Accessories
									Insert Screw Code
1.00"-XP0.75"-API6-02	1.00 (25.40)	0.750	4.00	1.38	0.600	2	APKT16	574184	576336
1.00"-XPL1.00"-API6-02	1.00 (25.40)	1.000	4.50	1.38	0.600	2	APKT16	574182	576336
1.00"-XPXL1.00"-API6-02	1.00 (25.40)	1.000	8.00	1.38	0.600	2	APKT16	574192	576336
1.25"-XP0.75"-API6-03	1.25 (31.75)	0.750	5.00	1.58	0.600	3	APKT16	574214	576336
1.25"-XPL1.25"-API6-03	1.25 (31.75)	1.250	5.00	1.57	0.600	3	APKT16	574204	576336
1.25"-XPXL1.25"-API6-03	1.25 (31.75)	1.250	6.50	1.57	0.600	3	APKT16	574206	576336
1.25"-XPXL1.25"-API6-03	1.25 (31.75)	1.250	8.50	1.58	0.600	3	APKT16	574210	576336
1.50"-XPL1.00"-API6-04	1.50 (38.10)	1.000	5.00	1.65	0.600	4	APKT16	574200	576336
1.50"-XPL1.25"-API6-04	1.50 (38.10)	1.250	5.00	1.65	0.600	4	APKT16	574198	576336
2.00"-XPL1.25"-API6-05	2.00 (50.80)	1.250	5.50	1.77	0.600	5	APKT16	574220	576336

MILLING

## End Mills



### TP90EM Milling Cutters Lead Angle 90° - Weldon Shank



Type TP90EM Weldon Shank	ØD (Inch)	Ød (Inch)	L (Inch)	l (Inch)	ap Max. (Inch)	No. of Inserts	Insert Reference	Code	Accessories
									Clamp Screw Code
1.00"-0.75-0.18"-02	1.00	0.75	2.78	1.22	0.18	2	TPU22	535702	535730
1.25"-0.75-0.37"-02	1.25	0.75	3.25	1.22	0.37	2	TPU32	535703	535731
1.50"-0.75-0.37"-03	1.50	0.75	3.25	1.22	0.37	3	TPU32	535720	535733
2.00"-0.75-0.37"-03	2.00	0.75	3.25	1.22	0.37	3	TPU32	535722	535731
1.50"-1.00-0.37"-03	1.50	1.00	3.25	1.40	0.37	3	TPU32	535704	535733
2.00"-1.00-0.37"-03	2.00	1.00	3.25	1.40	0.37	3	TPU32	535706	535731