


### Boring Bar Holders (continued)



Series IDH



Upper/Lower Support



Model	Shank Size H x B x L (mm)	Bore Size (mm)	Code
IDH-C	20 x 10 x 100	8	500235


For B Bar Shank Diameter (mm)	OPR – Upper Support		UPR – Lower Support	
	Size (mm)	Code	Size (mm)	Code
8	8 x 10 x 50	500236	8 x 10 x 50	500239
10 - 20	8 x 14 x 100	500237	12 x 22 x 130	500240
20 - 30	8 x 14 x 150	500238	20 x 25 x 180	500241

### Grooving Tools & Blades

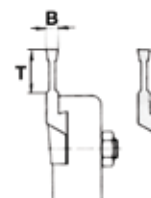


High Speed Steel

Shanks



Blades



Tool No.	Size H x B x L (mm)	Code
1	16 x 12 x 110	500351
2	20 x 15 x 140	500352
3	25 x 18 x 160	500353
4	30 x 21 x 180	500354
5	36 x 25 x 200	500355


For Tool No.	B (mm)	Regular Length		Long Length	
		T (mm)	Code	T (mm)	Code
1	3	11	500361	16	500371
2	3.5	14	500362	19	500372
3	4	17	500363	24	500373
4	4.5	23.5	500364	33.5	500374
5	5.5	30	500365	40	500375

### Threading Tools & Blades

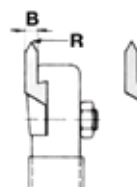


High Speed Steel & Carbide

Shanks – Thread at 60°



Blades



Tool No.	Size H x B x L (mm)	Code
0	16 x 12 x 100	500300
1	18 x 15 x 110	500301
2	20 x 18 x 140	500302
3	25 x 22 x 160	500303
4	32 x 25 x 180	500304
5	36 x 28 x 200	500305

For Tool No.	HSS Regular Width			Carbide Regular Width		HSS Extra Width		
	B (mm)	R (mm)	Code	B (mm)	Code	B (mm)	R (mm)	Code
1	2.5	0.07	500310	-	-	3.5	0.3	500320
2	3	0.1	500312	3.5	500332	4.5	0.35	500322
3	3.5	0.12	500313	4.5	500333	5.5	0.45	500323
4	4.5	0.2	500314	5.5	500334	6.5	0.6	500324
5	5.5	0.2	500315	6.5	500335	8.5	0.75	500325

BORING BARS