




## Tool Holders & Accessories



### Accessories

Type	External /Internal	Insert Size L I/C	Insert Screw		Torx® Key		Shim Screw	
								
			Style	Code	Style	Code	Style	Code
Threading	-	11 (0.250")	S11	570385	K11	549500	-	-
Threading	External Internal	16 (0.375")	S16	570386	K16	549501	A16	570388
Threading	External Internal	22 (0.500")	S22	570387	K22	570392	A22	570389
Grooving	External Internal	16 (0.375")	S16	570386	K16	549501	A16	570388

Type	External /Internal	Insert Size L I/C	Right Hand Shim		Left Hand Shim	
						
			Style	Code	Style	Code
Threading	External	16 (0.375")	AE16	570393	AI16	570394
Threading	Internal	16 (0.375")	AI16	570394	AE16	570393
Threading	External	22 (0.500")	AE22	570395	AI22	570396
Threading	Internal	22 (0.500")	AI22	570396	AE22	570395
Grooving	External	16 (0.375")	AE16-0	570397	AE16-0	570397

THREADING