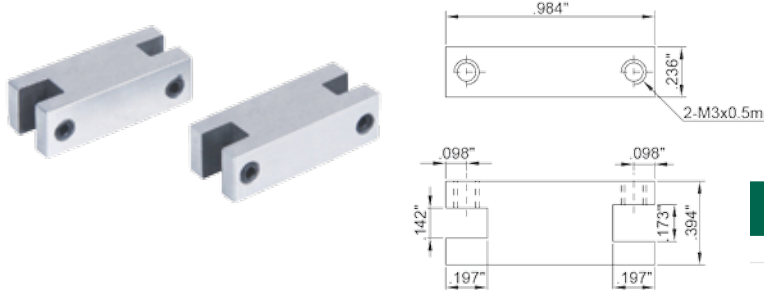


Depth Stops for Calipers

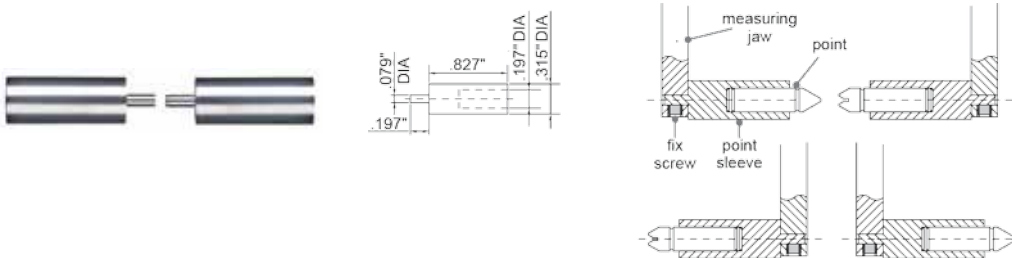


- Supplied in pairs
- Suitable for INSIZE caliper series no.: 1124, 1526, 1520, 1176, 1178, 1120, 1121, 1187, and 1185
- Stainless steel



INSIZE No.	Code
6143	816408

Point Sleeves

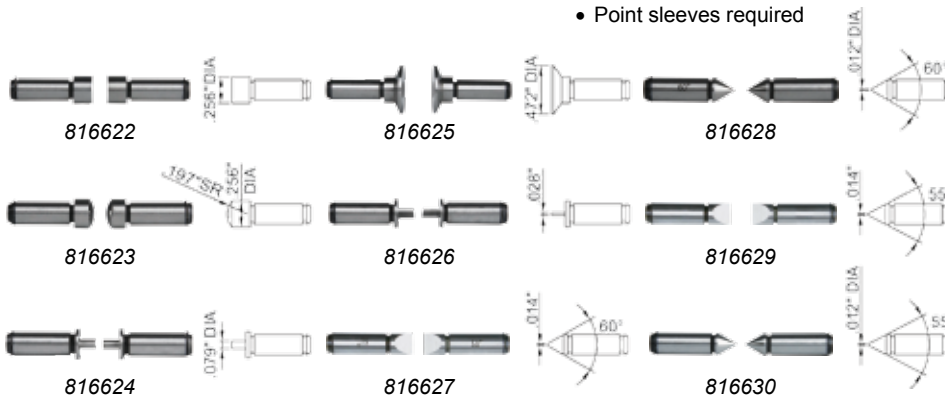


INSIZE No.	Code
1526-T101	816621

Multifunctional Points



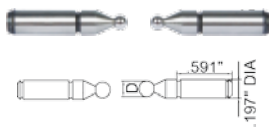
- Point sleeves required



Type	INSIZE No.	Code
Flat	7392-T1	816622
Spherical	7392-T2	816623
Spline	7392-T3	816624
Disk	7392-T4	816625
Blade	7392-T5	816626
Knife Edge	7392-T6	816627
Point	7392-T7	816628
Knife Edge	7392-T8	816629
Point	7392-T9	816630

Ball Points

- Point sleeves required



ØD (Inch)	INSIZE No.	Code
0.079	7391-T3	282169
0.098	7391-T4	282170
0.118	7391-T5	282171
0.138	7391-T6	282172
0.157	7391-T7	282173
0.177	7391-T8	282174
0.197	7391-T9	282175
0.236	7391-T10	282176

Screw Thread Points

- Point sleeves required



Internal Thread – 60° Thread Angle

Pitch (TPI/mm)	INSIZE No.	Code
64-48/0.4-0.5	7321-T11	282160
44-28/0.6-0.9	7321-T12	282161
24-14/1-1.75	7321-T13	282162
13-9/2-3	7321-T14	282163
8-5/3.5-5	7321-T15	282164
4.5-3.5/5.5-7	7321-T16	282165
SET - 6 Pair (above)	7321-T1S	282159

External Thread – 60° Thread Angle

Pitch (TPI/mm)	INSIZE No.	Code
64-48/0.4-0.5	7381-T11	281671
44-28/0.6-0.9	7381-T12	281672
24-14/1-1.75	7381-T13	281673
13-9/2-3	7381-T14	281674
8-5/3.5-5	7381-T15	281675
4.5-3.5/5.5-7	7381-T16	281676
SET - 6 Pair (above)	7381-TS	281670