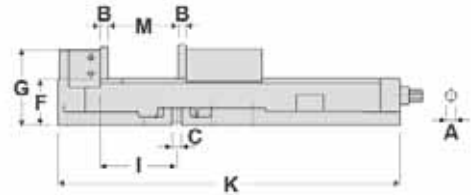
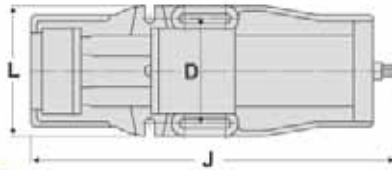


Standard Fixed Angle Precision Vises



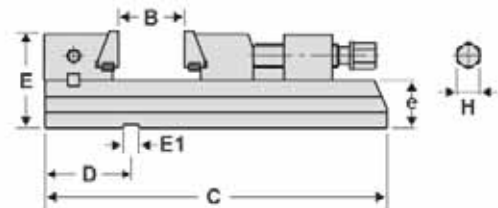
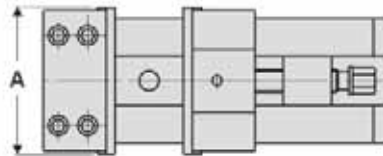
Extended Opening



- Material: FCD 60 ductile iron; Hardness: 50 HRC
- Standard clamping lead screw
- Super-opening design allows jaws to open 340mm for HEAV-160 and 425mm for HEAV-200
- With jaws mounted externally maximum workholding capacity is 480mm for HEAV-160 and 580mm for HEAV-20

Model	A (mm)	B (mm)	C (mm)	D (mm)	F (mm)	G (mm)	I (mm)	J (mm)	K (mm)	L (mm)	M (mm)	M1 (mm)	Weight (kg)	Code
HEAV-160	19	15	18	192	85 ±0.01	140	141±0.01	683	628	240	0-340	140-480	50	277014
HEAV-200	19	18	18	240	100 ±0.01	160	190±0.01	775	720	280	0-425	155-580	95	277016

Precision Rapid Vises



- Designed with an instant clamping hex nut for quick adjustment when clamping workpieces of different lengths
- Moveable jaw is short in length for maximum opening capacity
- Tapered jaws provide more stable clamping force
- 100% steel construction provides better strength and accuracy retention
- Compact design allows maximum workholding capacity on machine

STANDARD ACCESSORIES: 2 alignment wedges, 4 clamps

Model	A (mm)	B (mm)	D (mm)	E (mm)	E1 (mm)	e (mm)	C (mm)	H (mm)	Clamping Force (Tons)	Weight (kg)	Code
HG-100	100	100	73 ±0.02	68	14	37 ±0.01	250	12	2	8	277030
HG-150A	150	150	88 ±0.02	95	18	48 ±0.01	350	23	4	23	277032
HG-150B	150	200	88 ±0.02	95	18	48 ±0.01	400	23	4	25	277034
HG-150D	150	300	88 ±0.02	95	18	48 ±0.01	500	23	4	29	277036
HG-200A	205	200	85 ±0.02	126	18	63 ±0.01	470	26	5	55	277038
HG-200C	205	300	85 ±0.02	126	18	63 ±0.01	570	26	5	73	277040