


Slotted Angle Plates


Webbed & Open Ends – Precision Ground & Machined Finish – High Grade Cast Iron FC25

- These slotted angle plates have convenient clamping slots for mounting and are widely used for machining, layout and inspection
- Made from high grade FC25 cast iron
- Modifications may be required to meet specific requirements as tolerances on angle plates range widely



Type A – Webbed End

A (Inch)	B (Inch)	C (Inch)	Approximate Weight lbs (kg)	Ground	Machined
				Code	Code
3-1/2	3	2-1/2	2 (0.8)	217653	272212
4-1/2	3-1/2	3	3 (1.5)	217654	272213
6	5	4-1/2	8 (3.5)	217655	272214
7	5-1/2	4-1/2	11 (5)	217656	272215
8	6	5	15 (7)	217657	272216
9	7	6	22 (10)	217658	272217
10	8	6	26 (12)	217659	272218
12	9	8	55 (25)	217660	272219
GIANT SIZES					
16	12	9	110 (50)	272245	272241
20	16	12	190 (86)	272246	272242




Type B – Open End

A (Inch)	B (Inch)	C (Inch)	Approximate Weight lbs (kg)	Ground	Machined
				Code	Code
4-1/2	3-1/2	3	3.5 (1.6)	217661	272221
6	5	4-1/2	10 (4.5)	217662	272222
7	5-1/2	4-1/2	12 (5.5)	217663	272223
8	6	5	15.5 (7)	217664	272224
9	7	6	20 (9)	217665	272225
10	8	6	32 (14.5)	217666	272226
12	9	8	53 (24)	217667	272227

Plain (Non-Slotted) Angle Plates

Precision Ground & Machined Finish – High Grade Cast Iron FC25



Dimensions (Inch)	Approximate Weight lbs (kg)	Ground	Machined
		Code	Code
2 x 2 x 2	1.1 (0.5)	272231	272250
3 x 3 x 3	2.4 (1.1)	272232	272251
4 x 4 x 4	5.5 (2.5)	272233	272252
5 x 5 x 5	8.8 (4)	272234	272253
6 x 6 x 6	15.4 (7)	272235	272254
8 x 8 x 8	29 (13)	272236	272255
10 x 10 x 10	57 (26)	272237	272256
12 x 12 x 12	96 (43.5)	272238	272257