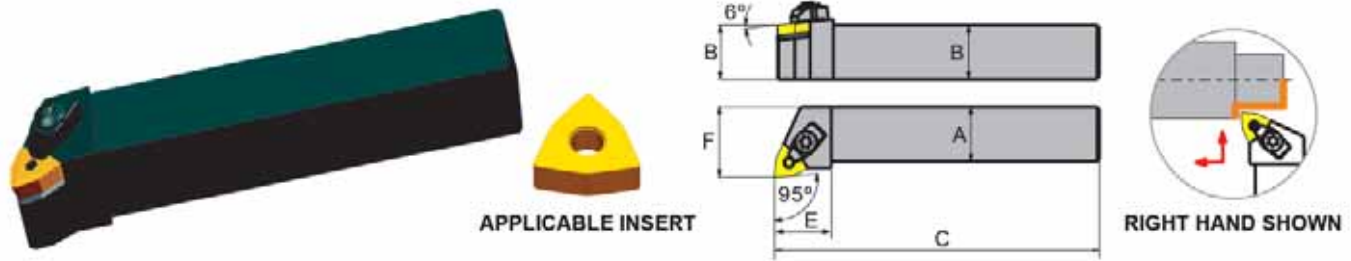


## External Tool Holders

### MWLNR/L for Negative Trigon WN\_\_ Inserts



#### Right Hand

Type MWLNR/L	A (Inch)	B (Inch)	C (Inch)	E (Inch)	F (Inch)	Applicable Inserts	Code
12-3B	0.75	0.75	4.50	1.00	1.00	WN_33	534180
12-4B	0.75	0.75	4.50	1.25	1.00	WN_43	534181
16-4D	1.00	1.00	6.00	1.25	1.25	WN_43	534182
20-4D	1.25	1.25	6.00	1.25	1.50	WN_43	534183

#### Left Hand

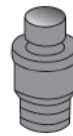
Type MWLNR/L	A (Inch)	B (Inch)	C (Inch)	E (Inch)	F (Inch)	Applicable Inserts	Code
12-4B	0.75	0.75	4.50	1.25	1.00	WN_43	534191
16-4D	1.00	1.00	6.00	1.25	1.25	WN_43	534192
20-4D	1.25	1.25	6.00	1.25	1.50	WN_43	534193

#### Accessories

##### Clamp



For Type MWLNR/L	Code
12-3B	534244
12-4B, 16-4D, 20-4D	534240




##### Lock Pin

For Type MWLNR/L	Code
12-3B	534233
12-4B, 16-4D, 20-4D	534230

##### Clamp Screw



For Type MWLNR/L	Code
12-3B	534253
12-4B, 16-4D, 20-4D	534250



##### Shim

For Type MWLNR/L	Code
12-3B	534277
12-4B, 16-4D, 20-4D	534275